



अमृत महा आवास अभियान २०२२-२३

दैनिक प्रगती अहवाल : ११.०६.२०२३

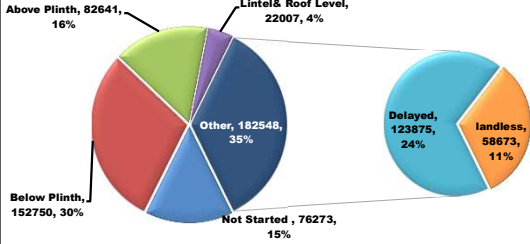
प्रधानमंत्री आवास योजना ग्रामीण – मंजूरी, पूर्ण घरकुले, हप्ते वितरण, भूमिहीन, आर्थिकदृष्ट्या अपुर्ण
राज्य पुरस्कृत ग्रामीण आवास योजना – मंजूरी, पूर्ण घरकुले, हप्ते वितरण, आर्थिकदृष्ट्या अपुर्ण

योजना	एकूण मंजूरी	दैनिक मंजूरी	एकूण पूर्ण	दैनिक पूर्ण घरकुले	दैनिक पहिला हप्ता वितरित	दैनिक दुसरा हप्ता वितरित	दैनिक तिसरा हप्ता वितरित
प्रधानमंत्री आवास योजना ग्रामीण	१४०८१२२	०	१०७४८८२	६१	११५	३१८	४३५
राज्य योजना	५७७६६२	१४	४१५६३६	५६	२५	२३२	७६
एकूण	१९८५७८४	१४	१४९०५१८	११७	१४०	५५०	५११

PMAY-G Completion Progress Bar

76.3%


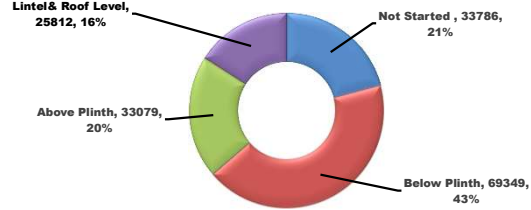
PMAY-G: Incomplete Houses bifurcation



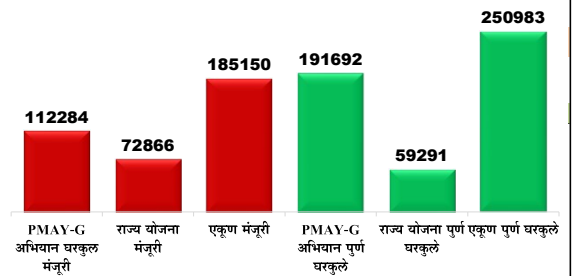
State Schemes Progress Bar

72.0%

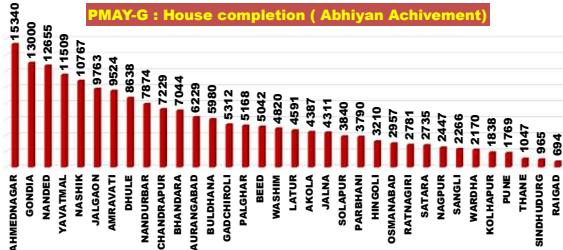
State Schemes: Incomplete Houses bifurcation



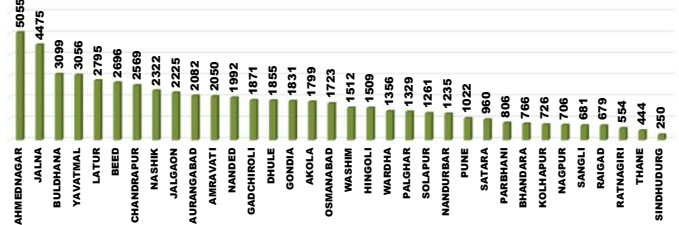
Abhiyan Achievement Day 203



PMAY-G : House completion (Abhiyan Achievement)



State Schemes : House completion (Abhiyan Achievement)

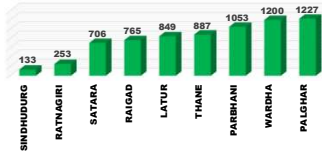


राज्य व्यवस्थापन कक्ष- ग्रामीण गृहनिर्माण

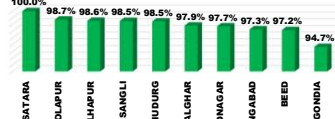
४ था मजला, दक्षिण कक्ष, सिडको भवन, सीबीडी बेलापूर, नवी मुंबई - ४०० ६१४.

Top and Bottom Ten Districts

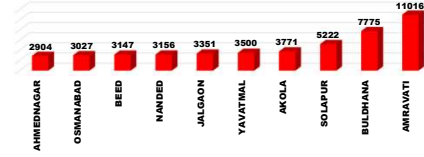
PMAY-G Delayed Houses TOP 10 Dist.



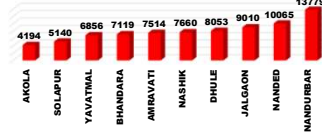
State Schemes Sanction TOP 10 Dist.



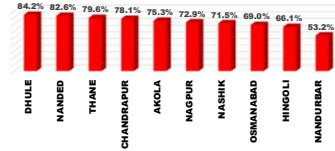
PMAY-G Remaining 1st Installments Bottom 10 Dist.



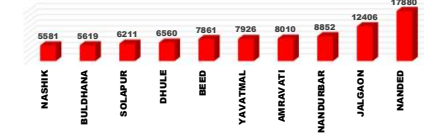
PMAY-G Delayed Houses Bottom 10 Dist.



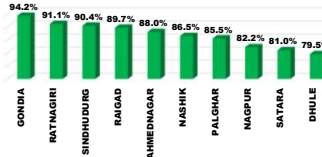
State Schemes Sanction Bottom 10 Dist.



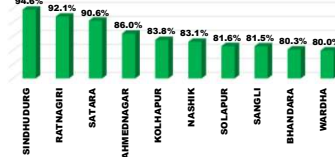
PMAY-G Remaining 2nd Installments Bottom 10 Dist.



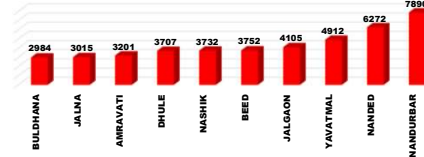
PMAY-G Completion TOP 10 Dist.



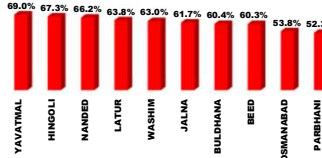
State Schemes Completion TOP 10 Dist.



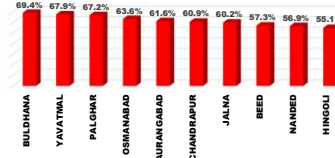
PMAY-G Remaining 3rd Installments Bottom 10 Dist.



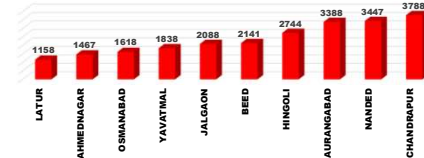
PMAY-G Completion Bottom 10 Dist.



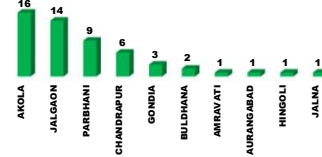
State Schemes Completion Bottom 10 Dist.



State Schemes Remaining 1st Installments Bottom 10 Dist.



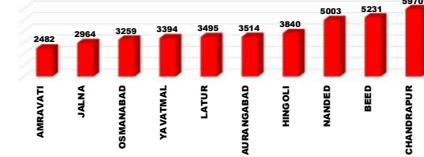
PMAY-G Daily Completion Top 10 Dist.



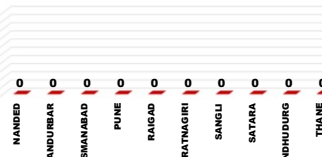
State Schemes Daily Completion Top 10 Dist.



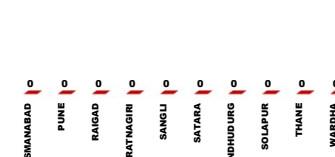
State Schemes Remaining 2nd Installments Bottom 10 Dist.



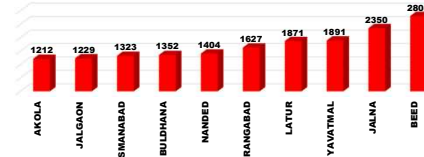
PMAY-G Daily Completion Bottom 10 Dist.



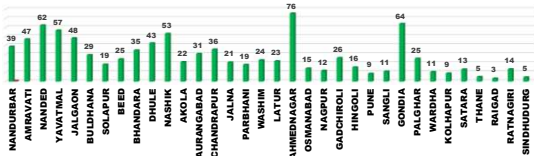
State Schemes Daily Completion Bottom 10 Dist.



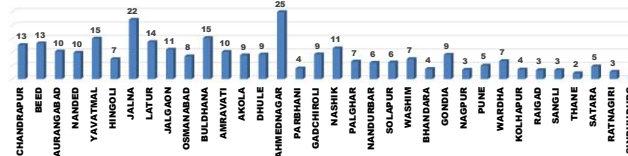
State Schemes Remaining 3rd Installments Bottom 10 Dist.



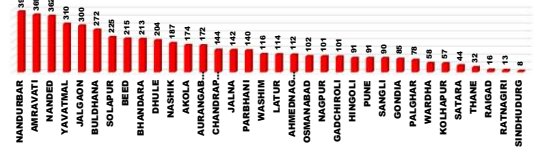
PMAY-G : Current Pace of Completion Per Day (Abhiyan)



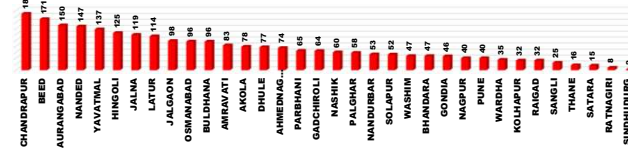
State Schemes : Current Pace of Completion Per Day (Abhiyan)



PMAY-G Required Pace of Completion Per Day



State Schemes Required Pace of Completion Per Day



प्रधानमंत्री आवास योजना ग्रामीण - मंजूरी (PWL+Awaas Plus)

Sr. No.	Division	Target (PWL+Awaas Plus)	10.06.2023	11.06.2023	Daily_Achievement	Remaining
1	NASHIK DIV.	413465	413406	413406	0	59
2	AMRAVATI DIV.	274101	274061	274061	0	40
3	AURANGABAD DIV.	237292	237281	237281	0	13
4	NAGPUR DIV.	291039	291003	291003	0	36
5	KONKAN DIV.	69611	69589	69589	0	22
6	PUNE DIV.	122827	122782	122782	0	46
Total		1408335	1408122	1408122	0	216

Sr. No.	District	Target (PWL+Awaas Plus)	10.06.2023	11.06.2023	Daily_Achievement	Remaining
1	AHMEDNAGAR	60726	60696	60696	0	30
2	AKOLA	48781	48778	48778	0	3
3	AMRAVATI	95174	95138	95138	0	36
4	AURANGABAD	36514	36514	36514	0	0
5	BEED	35258	35253	35253	0	5
6	BHANDARA	64905	64904	64904	0	1
7	BULDHANA	44696	44696	44696	0	0
8	CHANDRAPUR	42952	42933	42933	0	19
9	DHULE	64918	64917	64917	0	1
10	GADCHIROLI	31615	31615	31615	0	0
11	GONDIA	96140	96124	96124	0	16
12	HINGOLI	18083	18083	18083	0	0
13	JALGAON	79157	79152	79152	0	5
14	JALNA	24023	24023	24023	0	0
15	KOLHAPUR	17585	17585	17585	0	0
16	LATUR	20493	20493	20493	0	0
17	NAGPUR	36920	36920	36920	0	0
18	NANDED	69466	69463	69463	0	3
19	NANDURBAR	118980	118958	118958	0	22
20	NASHIK	89684	89683	89683	0	1
21	OSMANABAD	14393	14390	14390	0	3
22	PALGHAR	35188	35188	35188	0	0
23	PARBHANI	19062	19062	19062	0	0
24	PUNE	20288	20288	20288	0	0
25	RAIGAD	9820	9820	9820	0	0
26	RATNAGIRI	9871	9862	9862	0	9
27	SANGLI	21606	21606	21606	0	0
28	SATARA	14976	14945	14945	0	31
29	SINDHUDURG	5133	5133	5133	0	0
30	SOLAPUR	48372	48358	48358	0	14
31	THANE	9599	9586	9586	0	13
32	WARDHA	18507	18507	18507	0	0
33	WASHIM	20355	20355	20355	0	0
34	YAVATMAL	65095	65094	65094	0	1
Total		1408335	1408122	1408122	0	213

Remaining Sanction RANK

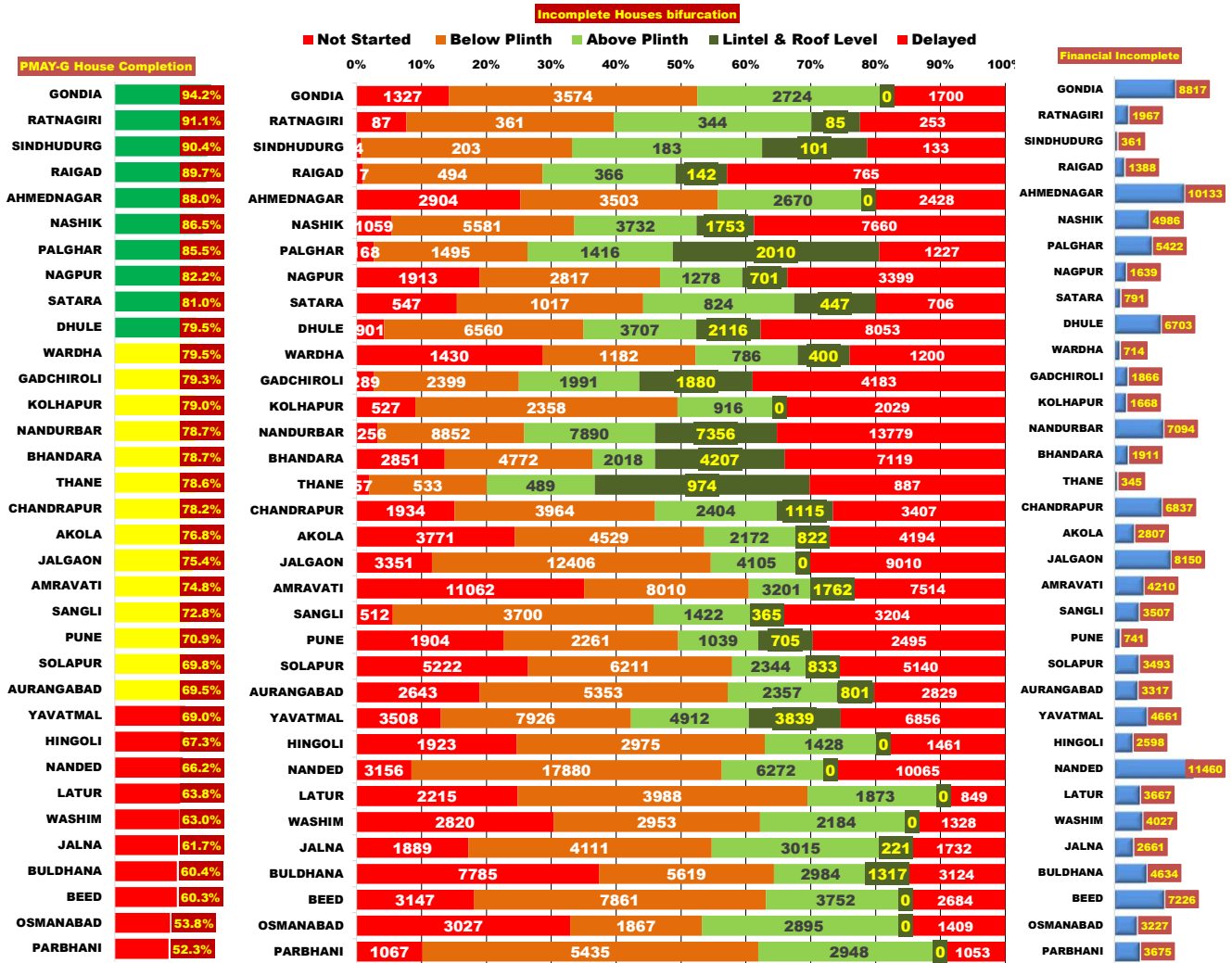
AURANGABAD	0
BULDHANA	0
GADCHIROLI	0
HINGOLI	0
JALNA	0
KOLHAPUR	0
LATUR	0
NAGPUR	0
PALGHAR	0
PARBHANI	0
RAIGAD	0
SANGLI	0
SINDHUDURG	0
WARDHA	0
WASHIM	0
BHANDARA	1
DHULE	1
NASHIK	1
PUNE	1
YAVATMAL	1
AKOLA	3
OSMANABAD	3
BEED	5
JALGAON	5
NANDED	5
RATNAGIRI	9
THANE	13
SOLAPUR	14
GONDIA	16
CHANDRAPUR	19
NANDURBAR	22
AHMEDNAGAR	30
SATARA	31
AMRAVATI	36

प्रधानमंत्री आवास योजना - ग्रामीण : भूमिहीन लाभार्थी अहवाल

Sr. No.	District	Google Sheet Report			AwaasSoft Report			
		Total Landless	Provided land	Remaining	Landless beneficiaries tagged in AwaasSoft	Landless beneficiaries provided land	Remaining Landless	Remaining Tag (provided land)
1	DHULE	18	18	0	18	18	0	0
2	GADCHIROLI	8	8	0	8	8	0	0
3	NANDURBAR	0	0	0	0	0	0	0
4	PALGHAR	11	11	0	11	11	0	0
5	RAIGAD	6	6	0	6	6	0	0
6	RATNAGIRI	23	23	0	23	23	0	0
7	SINDHUDURG	420	420	0	420	420	0	0
8	KOLHAPUR	257	239	18	257	227	30	12
9	THANE	127	69	58	127	60	67	9
10	NANDED	362	319	43	362	242	120	77
11	GONDIA	2450	2450	0	2450	2327	123	123
12	BEED	212	125	87	212	72	140	53
13	SANGLI	430	198	232	410	144	266	54
14	PARBHANI	331	63	268	331	54	277	9
15	SATARA	1304	660	644	1070	629	441	31
16	NASHIK	1803	1374	429	1826	1157	669	217
17	CHANDRAPUR	2769	1221	1548	2738	1510	1228	-289
18	WARDHA	2803	1488	1315	2729	1498	1231	-10
19	HINGOLI	1713	795	918	1713	466	1247	329
20	JALNA	1381	406	975	1374	85	1289	321
21	AURANGABAD	3297	1733	1564	3290	1807	1483	-74
22	NAGPUR	5089	3625	1464	4979	3471	1508	154
23	LATUR	2299	1121	1178	2310	509	1801	612
24	PUNE	2924	1611	1313	2780	880	1900	731
25	JALGAON	22958	20121	2837	22857	20925	1932	-804
26	BHANDARA	5802	3758	2044	5784	3747	2037	11
27	YAVATMAL	3612	1450	2162	3659	1290	2369	160
28	OSMANABAD	2470	287	2183	2468	56	2412	231
29	WASHIM	3457	1398	2059	3436	865	2571	533
30	AHMEDNAGAR	7756	4183	3573	7862	4478	3384	-295
31	AKOLA	7073	3935	3138	7373	3942	3431	-7
32	SOLAPUR	7302	3705	3597	7206	1408	5798	2297
33	BULDHANA	15197	8944	6253	15601	8012	7589	932
34	AMRAVATI	21559	11389	10170	21491	11387	10104	2
	Total	127223	77153	50070	127181	71734	55447	6898

प्रधानमंत्री आवास योजना ग्रामीण - पूर्ण घरकूले

Sr. No.	Division	Sanction	10.06.2023	11.06.2023	Daily Achievement	Remaining	Avg. Completed Per Day From 20.11.22 to Today	To be Completed in Per Day till 15.08.23
1	AMRAVATI DIV.	274061	193356	193377	21	80684	178	1241
2	NASHIK DIV.	413406	335881	335896	15	77510	258	1192
3	AURANGABAD DIV.	237281	150333	150346	13	86935	211	1337
4	NAGPUR DIV.	291003	245320	245330	10	45673	183	703
5	KONKAN DIV.	69589	60062	60063	1	9526	52	147
6	PUNE DIV.	122782	89869	89870	1	32912	61	506
Total		1408122	1074821	1074882	61	333240	944	5127



प्रधानमंत्री आवास योजना ग्रामीण - पूर्ण घरकूले

Sr. No.	District	Sanction	10.06.2023	11.06.2023	Daily Achievement	Remaining	Avg. Completed Per Day From 20.11.22 to Today	To be Completed in Per Day till 15.08.23
1	AKOLA	48778	37468	37484	16	11294	22	174
2	JALGAON	79152	59667	59681	14	19471	48	300
3	PARBHANI	19062	9954	9963	9	9099	19	140
4	CHANDRAPUR	42933	33562	33568	6	9365	36	144
5	GONDIA	96124	90575	90578	3	5546	64	85
6	BULDHANA	44696	26999	27001	2	17695	29	272
7	AMRAVATI	95138	71148	71149	1	23989	47	369
8	AURANGABAD	36514	25360	25361	1	11153	31	172
9	HINGOLI	18083	12167	12168	1	5915	16	91
10	JALNA	24023	14816	14817	1	9206	21	142
11	LATUR	20493	13064	13065	1	7428	23	114
12	NASHIK	89683	77557	77558	1	12125	53	187
13	PALGHAR	35188	30098	30099	1	5089	25	78
14	SOLAPUR	48358	33747	33748	1	14610	19	225
15	WARDHA	18507	14708	14709	1	3798	11	58
16	WASHIM	20355	12825	12826	1	7529	24	116
17	YAVATMAL	65094	44916	44917	1	20177	57	310
18	AHMEDNAGAR	60696	53420	53420	0	7276	76	112
19	BEED	35253	21270	21270	0	13983	25	215
20	BHANDARA	64904	51056	51056	0	13848	35	213
21	DHULE	64917	51633	51633	0	13284	43	204
22	GADCHIROLI	31615	25079	25079	0	6536	26	101
23	KOLHAPUR	17585	13900	13900	0	3685	9	57
24	NAGPUR	36920	30340	30340	0	6580	12	101
25	NANDED	69463	45965	45965	0	23498	62	362
26	NANDURBAR	118958	93604	93604	0	25354	39	390
27	OSMANABAD	14390	7737	7737	0	6653	15	102
28	PUNE	20288	14379	14379	0	5909	9	91
29	RAIGAD	9820	8804	8804	0	1016	3	16
30	RATNAGIRI	9862	8985	8985	0	877	14	13
31	SANGLI	21606	15733	15733	0	5873	11	90
32	SATARA	14945	12110	12110	0	2835	13	44
33	SINDHUDURG	5133	4642	4642	0	491	5	8
34	THANE	9586	7533	7533	0	2053	5	32
Total		1408122	1074821	1074882	61	333240	944	5127

राज्यपुरस्कृत आवास योजना ग्रामीण - मंजूरी

Sr. No.	Division	Target	10.06.2023	11.06.2023	Daily_Achievement	Remaining
1	AURANGABAD DIV.	200327	172278	172292	14	28035
2	KONKAN DIV.	34744	32217	32217	0	2527
3	PUNE DIV.	65859	63414	63414	0	2445
4	NASHIK DIV.	141552	114252	114252	0	27300
5	AMRAVATI DIV.	110155	96409	96409	0	13746
6	NAGPUR DIV.	119276	99079	99078	0	20198
Total		671913	577649	577662	14	94251

Sr. No.	District	Target	10.06.2023	11.06.2023	Daily_Achievement	Remaining	Remaining Sanction RANK
1	NANDED	26760	22107	22117	10	4643	SATARA 0
2	LATUR	28004	26415	26419	4	1585	SINDHUDURG 33
3	AHMEDNAGAR	35298	34499	34499	0	799	SANGLI 128
4	AKOLA	23681	17832	17832	0	5849	KOLHAPUR 189
5	AMRAVATI	23224	19914	19914	0	3310	SOLAPUR 235
6	AURANGABAD	26141	25429	25429	0	712	PALGHAR 253
7	BEED	26878	26119	26119	0	759	RATNAGIRI 439
8	BHANDARA	18458	15606	15606	0	2852	RAIGAD 523
9	BULDHANA	21702	20343	20343	0	1359	AURANGABAD 712
10	DHULE	21790	18349	18349	0	3441	BEED 759
11	GADCHIROLI	16834	15358	15358	0	1476	GONDIA 761
12	GONDIA	14261	13500	13500	0	761	AHMEDNAGAR 799
13	HINGOLI	27298	18034	18034	0	9264	WASHIM 936
14	JALGAON	25851	24356	24356	0	1495	JALNA 1260
15	JALNA	20609	19349	19349	0	1260	THANE 1279
16	KOLHAPUR	13090	12901	12901	0	189	BULDHANA 1359
17	NAGPUR	16291	11872	11872	0	4419	GADCHIROLI 1476
18	NANDURBAR	26578	14141	14141	0	12437	JALGAON 1495
19	NASHIK	32035	22907	22907	0	9128	LATUR 1585
20	OSMANABAD	24853	17156	17156	0	7697	WARDHA 1883
21	PALGHAR	11792	11539	11539	0	253	PUNE 1893
22	PARBHANI	19784	17669	17669	0	2115	PARBHANI 2115
23	PUNE	14672	12779	12779	0	1893	YAVATMAL 2292
24	RAIGAD	7418	6895	6895	0	523	BHANDARA 2852
25	RATNAGIRI	7129	6690	6690	0	439	AMRAVATI 3310
26	SANGLI	8732	8604	8604	0	128	DHULE 3441
27	SATARA	10647	10647	10647	0	0	NAGPUR 4419
28	SINDHUDURG	2141	2108	2108	0	33	NANDED 4643
29	SOLAPUR	18718	18483	18483	0	235	AKOLA 5849
30	THANE	6264	4985	4985	0	1279	OSMANABAD 7697
31	WARDHA	13147	11264	11264	0	1883	CHANDRAPUR 8807
32	WASHIM	11503	10567	10567	0	936	NASHIK 9128
33	YAVATMAL	30045	27753	27753	0	2292	HINGOLI 9264
34	CHANDRAPUR	40285	31479	31478	-1	8807	NANDURBAR 12437
Total		671913	577649	577662	14	94251	

राज्यपुरस्कृत आवास योजना ग्रामीण - पूर्ण घरकुले

Sr. No.	Division	Sanction	10.06.2023	11.06.2023	Daily Achievement	Remaining	Aug. Completed Per Day From 20.11.22 to Today	To be Completed in Per Day till 15.08.23
1	AURANGABAD DIV.	172292	108159	108184	25	64108	89	986
2	AMRAVATI DIV.	96409	67693	67714	21	28695	57	441
3	NASHIK DIV.	114252	90744	90749	5	23503	63	362
4	NAGPUR DIV.	99078	71641	71644	3	27434	45	422
5	KONKAN DIV.	32217	24628	24630	2	7587	16	117
6	PUNE DIV.	63414	52715	52715	0	10699	23	165
Total		577662	415580	415636	56	162026	292	2493

राज्य योजना अपूर्ण घरकुले

Sr. No.	District	रमाई आवास योजना	शबरी आवास योजना	आदीम आवास योजना	पारधी आवास योजना	य.च.मु.व योजना	धनगर आवास योजना	Completion%
1	SINDHUDURG	109	3	2	0	0	0	94.6%
2	RATNAGIRI	482	28	5	0	12	0	92.1%
3	SATARA	903	43	0	0	50	0	90.6%
4	AHMEDNAGAR	2738	2044	0	16	20	0	86.0%
5	KOLHAPUR	1695	12	0	0	28	361	83.8%
6	NASHIK	2824	991	25	33	0	0	83.1%
7	SOLAPUR	3313	84	0	8	1	0	81.6%
8	SANGLI	1581	8	0	4	0	0	81.5%
9	BHANDARA	1649	1410	0	0	0	10	80.3%
10	WARDHA	1257	821	174	2	0	0	80.0%
11	PUNE	1954	548	56	50	0	0	79.6%
12	THANE	284	410	376	0	0	0	78.5%
13	NAGPUR	1026	1572	0	6	6	0	78.0%
14	GONDIA	1523	1496	0	0	0	0	77.6%
15	PARBHANI	4008	207	0	0	0	0	76.1%
16	NANDURBAR	1129	2312	0	0	0	0	75.7%
17	JALGAON	3910	2381	0	75	0	0	73.9%
18	AMRAVATI	4330	813	0	33	227	0	72.9%
19	GADCHIROLI	1530	2351	297	0	0	0	72.8%
20	DHULE	2628	2363	0	14	0	0	72.7%
21	LATUR	7239	155	0	0	0	0	72.0%
22	AKOLA	4708	356	0	35	0	0	71.4%
23	WASHIM	2322	750	0	2	0	2	70.9%
24	RAIGAD	294	1561	241	0	0	0	69.6%
25	BULDHANA	5702	445	0	19	0	52	69.4%
26	YAVATMAL	2762	3359	2534	137	107	0	67.9%
27	PALGHAR	72	3499	209	0	0	0	67.2%
28	OSMANABAD	5962	96	0	42	141	0	63.6%
29	AURANGABAD	8388	1379	0	7	0	0	61.6%
30	CHANDRAPUR	4264	5971	188	15	1866	0	60.9%
31	JALNA	7519	91	0	11	32	52	60.2%
32	BEED	10617	515	0	8	0	0	57.3%
33	NANDED	9072	413	51	0	0	0	56.9%
34	HINGOLI	6256	1847	0	0	0	0	55.1%
Total		114050	40334	4158	517	2490	477	72.0%

राज्यपुरस्कृत आवास योजना ग्रामीण - पूर्ण घरकूले

Sr. No.	District	Sanction	10.06.2023	11.06.2023	Daily Achievement	Remaining	Avg. Completed Per Day From 20.11.22 to Today	To be Completed in Per Day till 15.08.23
1	AURANGABAD	25429	15646	15655	9	9774	10	150
2	BULDHANA	20343	14116	14125	9	6218	15	96
3	AKOLA	17832	12726	12733	7	5099	9	78
4	HINGOLI	18034	9925	9931	6	8103	7	125
5	LATUR	26419	19020	19025	5	7394	14	114
6	JALGAON	24356	17986	17990	4	6366	11	98
7	AMRAVATI	19914	14509	14511	2	5403	10	83
8	BEED	26119	14977	14979	2	11140	13	171
9	GONDIA	13500	10479	10481	2	3019	9	46
10	PALGHAR	11539	7757	7759	2	3780	7	58
11	PARBHANI	17669	13452	13454	2	4215	4	65
12	YAVATMAL	27753	18852	18854	2	8899	15	137
13	AHMEDNAGAR	34499	29680	29681	1	4818	25	74
14	CHANDRAPUR	31478	19173	19174	1	12304	13	189
15	JALNA	19349	11643	11644	1	7705	22	119
16	WASHIM	10567	7490	7491	1	3076	7	47
17	BHANDARA	15606	12537	12537	0	3069	4	47
18	DHULE	18349	13344	13344	0	5005	9	77
19	GADCHIROLI	15358	11180	11180	0	4178	9	64
20	KOLHAPUR	12901	10805	10805	0	2096	4	32
21	NAGPUR	11872	9262	9262	0	2610	3	40
22	NANDED	22117	12581	12581	0	9536	10	147
23	NANDURBAR	14141	10700	10700	0	3441	6	53
24	NASHIK	22907	19034	19034	0	3873	11	60
25	OSMANABAD	17156	10915	10915	0	6241	8	96
26	PUNE	12779	10171	10171	0	2608	5	40
27	RAIGAD	6895	4799	4799	0	2096	3	32
28	RATNAGIRI	6690	6163	6163	0	527	3	8
29	SANGLI	8604	7011	7011	0	1593	3	25
30	SATARA	10647	9651	9651	0	996	5	15
31	SINDHUDURG	2108	1994	1994	0	114	1	2
32	SOLAPUR	18483	15077	15077	0	3406	6	52
33	THANE	4985	3915	3915	0	1070	2	16
34	WARDHA	11264	9010	9010	0	2254	7	35
	Total	577662	415580	415636	56	162026	292	2493

प्रधानमंत्री आवास योजना ग्रामीण - हप्ते वितरण

Sr. No.	Division	1st Installment (Daily Achivement)	1st Installment Remaining	2nd Installment (Daily Achivement)	2nd Installment Remaining	3rd Installment (Daily Achivement)	3rd Installment Remaining
1	NAGPUR DIV.	25	9540	57	18708	103	11201
2	NASHIK DIV.	13	9471	84	36902	86	22104
3	AMRAVATI DIV.	20	28879	65	29037	93	15453
4	AURANGABAD DIV.	22	19036	61	49470	83	24540
5	PUNE DIV.	25	8586	44	15547	46	6545
6	KONKAN DIV.	10	330	7	3086	24	2798
Total		115	75842	318	152750	435	82641

PMAY-G 1st Ins Pending

SINDHUDURG	4
RAIGAD	14
THANE	57
RATNAGIRI	87
PALGHAR	168
GADCHIROLI	266
SANGLI	386
KOLHAPUR	527
SATARA	547
DHULE	901
NASHIK	1059
PARBHANI	1067
NANDURBAR	1256
GONDIA	1327
WARDHA	1430
NAGPUR	1784
JALNA	1859
CHANDRAPUR	1882
PUNE	1904
HINGOLI	1923
LATUR	2215
AURANGABAD	2642
WASHIM	2817
BHANDARA	2851
AHMEDNAGAR	2904
OSMANABAD	3027
BEED	3147
NANDED	3156
JALGAON	3351
YAVATMAL	3500
AKOLA	3771
SOLAPUR	5222
BULDHANA	7775
AMRAVATI	11016

PMAY-G 2nd Ins Pending

SINDHUDURG	203
RATNAGIRI	361
RAIGAD	494
THANE	533
SATARA	1017
WARDHA	1182
PALGHAR	1495
OSMANABAD	1867
PUNE	2261
KOLHAPUR	2358
GADCHIROLI	2399
NAGPUR	2817
WASHIM	2953
HINGOLI	2975
AHMEDNAGAR	3503
GONDIA	3574
SANGLI	3700
CHANDRAPUR	3964
LATUR	3988
JALNA	4111
AKOLA	4529
BHANDARA	4772
AURANGABAD	5353
PARBHANI	5435
NASHIK	5581
BULDHANA	5619
SOLAPUR	6211
DHULE	6560
BEED	7861
YAVATMAL	7926
AMRAVATI	8010
NANDURBAR	8852
JALGAON	12406
NANDED	17880

PMAY-G 3rd Ins Pending

SINDHUDURG	183
RATNAGIRI	344
RAIGAD	366
THANE	489
WARDHA	786
SATARA	824
KOLHAPUR	916
PUNE	1039
NAGPUR	1278
PALGHAR	1416
SANGLI	1422
HINGOLI	1428
LATUR	1873
GADCHIROLI	1991
BHANDARA	2018
AKOLA	2172
WASHIM	2184
SOLAPUR	2344
AURANGABAD	2357
CHANDRAPUR	2404
AHMEDNAGAR	2670
GONDIA	2724
OSMANABAD	2895
PARBHANI	2948
BULDHANA	2984
JALNA	3015
AMRAVATI	3201
DHULE	3707
NASHIK	3732
BEED	3752
JALGAON	4105
YAVATMAL	4912
NANDED	6272
NANDURBAR	7890

प्रधानमंत्री आवास योजना ग्रामीण - हप्ते वितरण

Sr. No.	District	1st Installment (Daily Achievement)	1st Installment Remaining	2nd Installment (Daily Achievement)	2nd Installment Remaining	3rd Installment (Daily Achievement)	3rd Installment Remaining
1	GADCHIROLI	3	266	27	2399	53	1991
2	SOLAPUR	11	5222	36	6211	31	2344
3	NANDURBAR	0	1256	34	8852	38	7890
4	WASHIM	5	2817	18	2953	49	2184
5	NASHIK	0	1059	36	5581	28	3732
6	AMRAVATI	6	11016	29	8010	21	3201
7	CHANDRAPUR	10	1882	22	3964	24	2404
8	AURANGABAD	5	2642	5	5353	42	2357
9	BEED	6	3147	24	7861	17	3752
10	SATARA	12	547	3	1017	15	824
11	THANE	3	57	4	533	20	489
12	AHMEDNAGAR	13	2904	4	3503	9	2670
13	BULDHANA	1	7775	11	5619	14	2984
14	YAVATMAL	8	3500	7	7926	8	4912
15	HINGOLI	4	1923	8	2975	10	1428
16	WARDHA	1	1430	0	1182	17	786
17	NANDED	1	3156	8	17880	7	6272
18	PARBHANI	3	1067	11	5435	0	2948
19	JALGAON	0	3351	6	12406	6	4105
20	NAGPUR	3	1784	1	2817	7	1278
21	JALNA	0	1859	4	4111	6	3015
22	BHANDARA	8	2851	1	4772	0	2018
23	DHULE	0	901	4	6560	5	3707
24	PALGHAR	7	168	1	1495	1	1416
25	GONDIA	0	1327	6	3574	2	2724
26	LATUR	3	2215	1	3988	1	1873
27	RATNAGIRI	0	87	2	361	1	344
28	SANGLI	2	386	1	3700	0	1422
29	KOLHAPUR	0	527	2	2358	0	916
30	PUNE	0	1904	2	2261	0	1039
31	AKOLA	0	3771	0	4529	1	2172
32	RAIGAD	0	14	0	494	1	366
33	SINDHUDURG	0	4	0	203	1	183
34	OSMANABAD	0	3027	0	1867	0	2895
	Total	115	75842	318	152750	435	82641

राज्यपुरस्कृत आवास योजना ग्रामीण - हप्ते वितरण

Sr. No.	Division	1st Installment (Daily Achivement)	1st Installment Remaining	2nd Installment (Daily Achivement)	2nd Installment Remaining	3rd Installment (Daily Achivement)	3rd Installment Remaining
1	AURANGABAD DIV.	7	16207	168	29761	24	13529
2	AMRAVATI DIV.	13	3701	37	11722	21	6271
3	NASHIK DIV.	0	4232	19	9190	20	5411
4	NAGPUR DIV.	5	6613	6	11915	11	4056
5	PUNE DIV.	0	1908	2	4250	0	2183
6	KONKAN DIV.	0	1125	0	2511	0	1629
Total		25	33786	232	69349	76	33079

State Schemes 1st Ins Pending

SINDHUDURG	13
RATNAGIRI	52
THANE	64
SATARA	74
NANDURBAR	79
SANGLI	172
NASHIK	219
PUNE	255
WARDHA	309
AKOLA	318
WASHIM	365
DHULE	379
GADCHIROLI	396
BHANDARA	452
RAIGAD	479
PALGHAR	517
AMRAVATI	526
PARBHANI	646
BULDHANA	654
SOLAPUR	661
KOLHAPUR	746
NAGPUR	799
GONDIA	869
JALNA	1065
LATUR	1158
AHMEDNAGAR	1467
OSMANABAD	1618
YAVATMAL	1838
JALGAON	2088
BEED	2141
HINGOLI	2744
AURANGABAD	3388
NANDED	3447
CHANDRAPUR	3788

State Schemes 2nd Ins Pending

SINDHUDURG	54
RATNAGIRI	130
THANE	335
SATARA	380
RAIGAD	608
SANGLI	750
KOLHAPUR	830
PUNE	873
NANDURBAR	873
WARDHA	969
NAGPUR	1099
BHANDARA	1138
GONDIA	1295
PALGHAR	1384
SOLAPUR	1417
GADCHIROLI	1444
WASHIM	1510
NASHIK	1562
BULDHANA	1880
JALGAON	2176
AHMEDNAGAR	2265
DHULE	2314
PARBHANI	2455
AKOLA	2456
AMRAVATI	2482
JALNA	2964
OSMANABAD	3259
YAVATMAL	3394
LATUR	3495
AURANGABAD	3514
HINGOLI	3840
NANDED	5003
BEED	5231
CHANDRAPUR	5970

State Schemes 3rd Ins Pending

SINDHUDURG	34
RATNAGIRI	105
THANE	235
SATARA	248
KOLHAPUR	327
NAGPUR	332
SANGLI	367
BHANDARA	367
WARDHA	422
RAIGAD	491
GONDIA	580
PUNE	580
SOLAPUR	661
PALGHAR	764
WASHIM	800
NASHIK	869
NANDURBAR	966
PARBHANI	975
AMRAVATI	1016
DHULE	1144
CHANDRAPUR	1170
HINGOLI	1175
GADCHIROLI	1185
AHMEDNAGAR	1203
AKOLA	1212
JALGAON	1229
OSMANABAD	1323
BULDHANA	1352
NANDED	1404
AURANGABAD	1627
LATUR	1871
YAVATMAL	1891
JALNA	2350
BEED	2804

राज्यपुरस्कृत आवास योजना ग्रामीण -हप्ते वितरण

Sr. No.	District	1st Installment (Daily Achivement)	1st Installment Remaining	2nd Installment (Daily Achivement)	2nd Installment Remaining	3rd Installment (Daily Achivement)	3rd Installment Remaining
1	BEED	0	2141	136	5231	0	2804
2	AURANGABAD	0	3388	19	3514	24	1627
3	AKOLA	13	318	19	2456	5	1212
4	YAVATMAL	0	1838	8	3394	16	1891
5	DHULE	0	379	6	2314	13	1144
6	CHANDRAPUR	5	3788	5	5970	8	1170
7	NASHIK	0	219	11	1562	6	869
8	LATUR	0	1158	13	3495	0	1871
9	BULDHANA	0	654	7	1880	0	1352
10	JALNA	7	1065	0	2964	0	2350
11	AMRAVATI	0	526	3	2482	0	1016
12	JALGAON	0	2088	2	2176	1	1229
13	NAGPUR	0	799	0	1099	3	332
14	SATARA	0	74	2	380	0	248
15	WARDHA	0	309	1	969	0	422
16	AHMEDNAGAR	0	1467	0	2265	0	1203
17	BHANDARA	0	452	0	1138	0	367
18	GADCHIROLI	0	396	0	1444	0	1185
19	GONDIA	0	869	0	1295	0	580
20	HINGOLI	0	2744	0	3840	0	1175
21	KOLHAPUR	0	746	0	830	0	327
22	NANDED	0	3447	0	5003	0	1404
23	NANDURBAR	0	79	0	873		966
24	OSMANABAD	0	1618	0	3259	0	1323
25	PALGHAR	0	517	0	1384	0	764
26	PARBHANI	0	646	0	2455	0	975
27	PUNE	0	255	0	873	0	580
28	RAIGAD	0	479	0	608	0	491
29	RATNAGIRI	0	52	0	130	0	105
30	SANGLI	0	172	0	750	0	367
31	SINDHUDURG	0	13	0	54	0	34
32	SOLAPUR	0	661	0	1417	0	661
33	THANE	0	64	0	335	0	235
34	WASHIM	0	365	0	1510	0	800
	Total	25	33786	232	69349	76	33079

प्रधानमंत्री आवास योजना ग्रामीण - Delayed Houses

■ पहिला हप्ता मिळाल्यानंतर १२ महिने उलटूनही अपूर्ण घरकुले
 ■ पहिला हप्ता मिळाल्यानंतर १८ महिने उलटूनही अपूर्ण घरकुले
 ■ पहिला हप्ता मिळाल्यानंतर १० दिवसानंतरही दुसरा हप्ता न मिळालेले घरकुले

■ दुसरा हप्ता मिळाल्यानंतर १० दिवसानंतरही तिसरा हप्ता न मिळालेले घरकुले
 ■ तिसरा हप्ता मिळाल्यानंतर १० दिवसानंतरही अपूर्ण घरांची संख्या

AHMEDNAGAR	2428	1576	3187	1721	32
AKOLA	4194	3358	3540	862	562
AMRAVATI	7514	5326	6834	1492	1039
AURANGABAD	2829	2193	4836	1116	498
BEED	2684	1792	6719	1825	440
BHANDARA	7119	4901	4349	793	2276
BULDHANA	3124	2097	4177	926	746
CHANDRAPUR	3407	1893	3331	778	306
DHULE	8053	4005	5733	2364	1643
GADCHIROLI	4183	2359	2174	1175	982
GONDIA	1700	1579	3065	1071	119
HINGOLI	1461	646	2645	504	106
JALGAON	9010	6431	10909	2108	648
JALNA	1732	1054	3476	927	357
KOLHAPUR	2029	706	2236	312	85
LATUR	849	692	3097	511	45
NAGPUR	3399	2259	2511	431	575
NANDED	10065	8465	14713	2130	315
NANDURBAR	13779	9843	8019	4934	5512
NASHIK	7660	3484	4858	2110	1472
OSMANABAD	1409	576	1264	526	9
PALGHAR	1227	611	1235	723	696
PARBHANI	1053	713	4768	753	143
PUNE	2495	1683	1947	577	548
RAIGAD	765	234	467	252	163
RATNAGIRI	253	39	327	158	86
SANGLI	3204	2203	3296	618	199
SATARA	706	344	835	274	185
SINDDHURG	133	74	192	67	23
SOLAPUR	5140	4497	5134	1243	581
THANE	887	187	497	207	379
WARDHA	1200	757	943	234	222
WASHIM	1328	786	2354	498	55
YAVATMAL	6856	4190	6808	1892	1741